



Combi Step

FSW219



Item no. FSW21900-0900	
General Product Information	
Dimensions LxWxH	2'0"x21'0"x2'7"
Age group	13+
Capacity (users)	4
Color options	 



See KOMPAN Fit app for more

As a single item, the step bench is already one of the most versatile pieces of exercise equipment. The KOMPAN Sport & Fitness app covers more than 50 exercises that you can do with it. By putting four in a row you also create a great element for an obstacle course. At each step the exercise becomes heavier and more power is needed to get on top, whether you

step or jump.



Combi Step

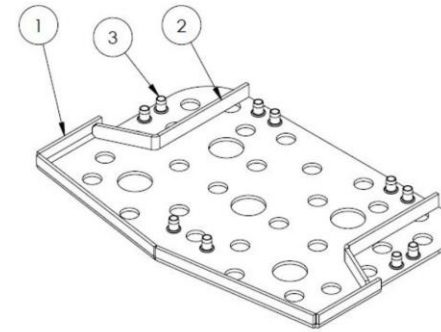
FSW219



The support frame is $\varnothing 48.3 \times 4$ mm, carbon steel, with a hot-dip galvanized surface according to ISO1461, and a powder coating corrosion class C3 according to ISO12944-2. Lead content for surfaces are below 90ppm.



The surface is produced of recycled SBR (Styrene Butadiene Monomer, Synthetic Rubber) for optimal grip during jumping and step on step off exercises under all weather circumstances.



A 5 mm hot-dip galvanized carbon steel plate must be molded inside the SBR to offer optimal stability and optimize the mounting of the step to the frame.

Item no. FSW21900-0900

Installation Information

Max. fall height	2'7"
Safety surfacing area	273 ft ²
Numbers of installers (persons)	1
Total installation time	3.9
Excavation volume	0.30 yd ³
Concrete volume	0.13 yd ³
Footing depth (standard)	2'11"
Shipment weight	409 lbs
Anchoring options	In-ground <input checked="" type="checkbox"/> Surface <input checked="" type="checkbox"/>

Warranty Information

SBR rubber	2 years
Frame	10 years
Spare parts guaranteed	10 years



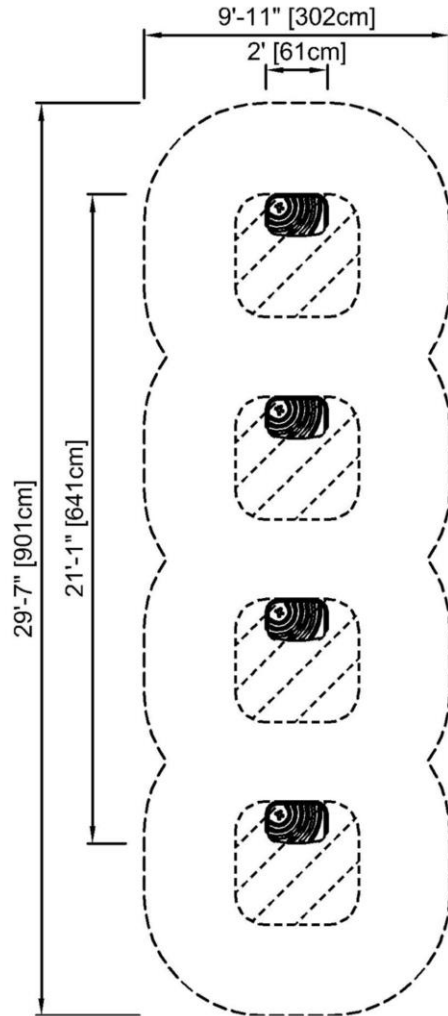
All KOMPAN fitness products are compliant with the ASTM F3101 & EN16630 Outdoor Fitness Standards. Load tests are performed as a static test by adding dynamic factors as well as safety factors to the specified load of 78kg per user. A product intended for 1 user is loaded with 420kg.

Combi Step

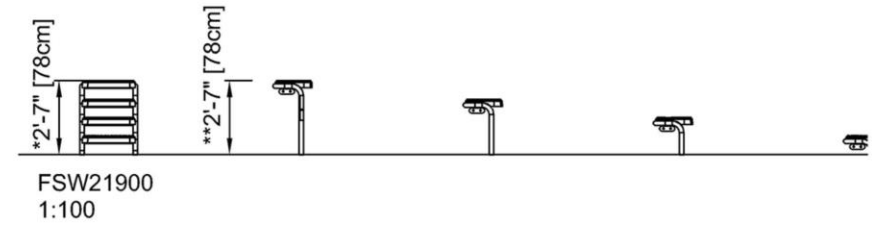
FSW219

* Max fall height | ** Total height | *** Safety surfacing area

* Max fall height | ** Total height



FSW21900
* 2'-7" / 78cm
** 2'-7" / 78cm
*** 273.4ft² / 25.4m²



[Click to see 1:100 ratio TOP VIEW](#)

[Click to see 1:100 ratio SIDE VIEW](#)